


## 1694S6 Coax - VideoFLEX® Snake Cable for Precision Analog & Digital Video



### Description:

18 AWG solid .040" bare copper conductors, gas-injected foam HDPE insulation, Duofoil® (100% Coverage) plus a tinned copper braid shield (95% coverage), individual PVC jackets.

### Usage (Overall)

**Suitable Applications:** RGB, VGA, SVGA, XGA, SXGA, UXGA, HDTV, LCD, Plasma, Digital Signage, Component Video, Video Mult, Animation, Special Effects, Suitable for use in Risers

### Physical Characteristics (Overall)

#### Conductor

**AWG:**

# Coax	AWG	Stranding	Conductor Material	Dia. (in.)
6	18	Solid	BC - Bare Copper	.040

#### Insulation

**Insulation Material:**

Insulation Material	Dia. (in.)
Gas-injected FHDPE - Foam High Density Polyethylene	.180

#### Inner Shield

**Inner Shield Material:**

Layer #	Inner Shield Trade Name	Type	Inner Shield Material	Coverage (%)
1	Duofoil®	Tape	Aluminum Foil-Polyester Tape-Aluminum Foil	100
2		Braid	TC - Tinned Copper	95

#### Inner Jacket

**Inner Jacket Material:**

Inner Jacket Material	Nom. Dia. (in.)
PVC - Polyvinyl Chloride	.274

**Inner Jacket Color Code Chart:**

Number	Color
1	Red
2	Green
3	Blue
4	White
5	Yellow

#### Outer Jacket

**Outer Jacket Material:**

Outer Jacket Material
Unjacketed

#### Overall Cabling

**Overall Cabling Fillers:** Bonded Spline

**Overall Nominal Diameter:** 0.822 in.

### Mechanical Characteristics (Overall)

**Operating Temperature Range:** -35°C To +75°C

## 1694S6 Coax - VideoFLEX® Snake Cable for Precision Analog & Digital Video

UL Temperature Rating:	60°C
Non-UL Temperature Rating:	75°C
Bulk Cable Weight:	291 lbs/1000 ft.
Max. Recommended Pulling Tension:	432 lbs.
Min. Bend Radius (Install)/Minor Axis:	10 in.

### Applicable Specifications and Agency Compliance (Overall)

#### Applicable Standards & Environmental Programs

NEC/(UL) Specification:	CMR
CEC/C(UL) Specification:	CMG
EU CE Mark:	Yes
EU Directive 2000/53/EC (ELV):	Yes
EU Directive 2002/95/EC (RoHS):	Yes
EU RoHS Compliance Date (mm/dd/yyyy):	01/01/2004
EU Directive 2002/96/EC (WEEE):	Yes
EU Directive 2003/11/EC (BFR):	Yes
CA Prop 65 (CJ for Wire & Cable):	Yes
MII Order #39 (China RoHS):	Yes
RG Type:	6/U

#### Flame Test

UL Flame Test:	UL1666 Vertical Shaft
----------------	-----------------------

#### Suitability

Suitability - Indoor:	Yes
Suitability - Outdoor:	Yes

#### Plenum/Non-Plenum

Plenum (Y/N):	No
---------------	----

### Electrical Characteristics (Overall)

#### Nom. Characteristic Impedance:

Impedance (Ohm)
75

#### Nom. Inductance:

Inductance (µH/ft)
0.107

#### Nom. Capacitance Conductor to Shield:

Capacitance (pF/ft)
16.2

#### Nominal Velocity of Propagation:

VP (%)
82

#### Nominal Delay:

Delay (ns/ft)
1.24

#### Nom. Conductor DC Resistance:

DCR @ 20°C (Ohm/1000 ft)
6.4

#### Nom. Inner Shield DC Resistance:

DCR @ 20°C (Ohm/1000 ft)
--------------------------

## 1694S6 Coax - VideoFLEX® Snake Cable for Precision Analog & Digital Video

2.8

**Nom. Attenuation:**

Freq. (MHz)	Attenuation (dB/100 ft.)
1.000	0.240
3.580	0.440
5.000	0.520
7.000	0.610
10.000	0.710
67.500	1.650
71.500	1.690
88.500	1.860
100.000	1.950
135.000	2.240
143.000	2.300
180.000	2.570
270.000	3.170
360.000	3.690
540.000	4.600
720.000	5.380
750.000	5.500
1000.000	6.420
1500.000	7.990
2000.000	9.370
2250.000	10.010
3000.000	11.780
4500.000	14.920

**Max. Operating Voltage - UL:**

**Voltage**  
300 V RMS

**Other Electrical Characteristic 1:** Impedance tested in accordance with ASTM D-4566 paragraph 43.2, option 2 using a 75 Ohm fixed bridge and termination.

**Other Electrical Characteristic 2:** Return Loss Tested in Accordance With ASTM D-4566 Paragraph 45.3, Using a 75 Ohm Fixed Bridge and Termination.

**Minimum Return Loss:**

Start Freq. (MHz)	Stop Freq. (MHz)	Min. RL (dB)
5	430	20
430	510	15
510	1600	20
1600	4500	15

**Sweep Test**

**Sweep Testing:** Sweep tested 5 MHz to 4.5 GHz.

**Notes (Overall)**

Notes: US PATENT 7049523

**Put Ups and Colors:**

Item #	Putup	Ship Weight	Color	Notes	Item Desc
1694S6 0001000	1,000 FT	333.000 LB	NONE	C	BONDED FILLER COMPOSITE
1694S6 000500	500 FT	185.500 LB	NONE	C	BONDED FILLER COMPOSITE

Notes:  
C = CRATE REEL PUT-UP.

NP 258

**Brilliance® Banana Peel Precision Video Snake Cables**

New Banana Peel Composite cable constructions now feature three of Belden's most popular SDI/HD coaxes: 1855A, 1505A and 1694A. This gives you outstanding digital video performance using multiple coaxes in a single pull.



**Belden Brilliance Banana Peel Precision Video Snake Cable Line Expands to Include a 1694A Composite Construction**

Belden recently introduced Banana Peel versions of its highly popular 1855A and 1505A cables, and now includes a Banana Peel construction of the industry's standard: 1694A

These digital video cables are ideal for use in the most demanding applications, including serial digital video, component video, unbalance mode analog or digital audio (AES/EBU), computer CAD/CAM, high-end computer graphics and animation, and live studio, field and mobile television broadcasting.

The new cables can also be used for high-resolution monitors and projection imaging in corporate boardrooms, command and control centers, auditoriums, teleconferencing centers, home theaters, performance venues, post-production facilities and houses of worship.

1855A, 1505A and 1694A Banana Peel constructions are available in bundles of 3, 5 and 6. All cables are pre-timed to ensure a delay difference of less than 5.0ns/100 feet between coaxes, allowing for "cut-and-connect" installation with no TDR or Vectorscope timing required. The result is a dramatic reduction in installation time, expense and complexity. Further reductions in the cables' installation time/complexity are offered by means of their unique Banana Peel construction.


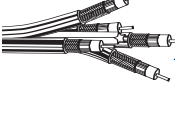
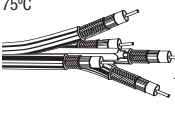
**Banana Peel Means Labor Savings, Easy Identification**

Banana Peel Precision Video Snake cables will decrease your labor costs because the overall jacket has been eliminated. Without the outer jacket, a whole step in the termination process has been eliminated, plus the individual cable components are all instantly identifiable (the individual cables are color-coded and the print legends are immediately visible). To terminate the cables just peel the individual cables off the center spline and terminate. With no overall jacket the composite has a smaller OD, especially considering the OD of similarly bundled cables. The cable's bend radius also is improved, making it possible to use a smaller size conduit.

**Exceptional Return Loss Characteristics, Sweep Tested to 4.5 GHz**

To ensure best-in-class Return Loss performance, these cables are 100% sweep tested to 4.5 GHz. Belden is the only cable manufacturer that has extended its testing to 4.5 GHz, assuring broadcasters and leading-edge broadcast equipment manufacturers of high performance and reliability as they migrate from the existing 1080i (interlaced) HD format to the emerging 1080p (progressive) format.

## Banana Peel® Precision Video Coax Snake Cable

Description	Part No.	UL NEC/ C(UL) CEC Type	No. Of Cond.	Standard Lengths		Standard Unit Weight		Conductor (stranding) Diameter Nom. DCR	Nominal Core OD		Shielding Materials Nom. DCR	Nominal OD		Nom. Imp Ω	Nom. Vel. of Prop.	Nominal Capacitance		Nominal Attenuation			
				Ft.	m	Lbs	kg.		Inch	mm		Inch	mm			pF/Ft.	pF/m	MHz	dB/100ft.	dB/100m	
<b>Miniature 23 AWG Solid .023" Bare Copper • Duofoil® + 95% Tinned Copper Braid Shield (100% coverage) 1855A Versions</b>																					
<b>Gas-injected Foam HDPE Insulation • Individually color coded PVC Jackets* • Bundled • Center Spine Binder</b>																					
SDI/HDTV Digital Video 75°C 	<b>1855S3</b>	NEC:	3	500	152.4	29.5	13.4	23 AWG	.102	2.59	Duofoil	Single:	75	83%	16.3	53.5	1	.4	1.3		
		CMR:	1000	304.8	57.0	25.9	(solid)	+95% TC	.159	4.03		Overall:	See Belden Master Catalog pg. 19.78 for maximum digital transmission distance values. Refer to 1855A.	10	1.2	3.9	3.6	.8	2.6		
		CEC:					.023"	Braid										71.5	3.1	10.2	
		CMG FT4					BC	7.6Ω/M'	.343	8.7								135	3.8	12.5	
							20.1Ω/M'	24.9Ω/km										270	5.4	17.7	
							65.9W/km											100% Sweep tested. 5MHz to 4.5 GHz.			
																		U.S. Patent 7,049,523.			
																		360	6.2	20.3	
																		540	7.7	25.3	
																		720	9.5	31.2	
																	750	9.6	31.5		
																	1000	10.5	34.5		
																	1500	13.0	42.7		
																	2250	16.0	52.5		
																	3000	18.5	60.7		
																	4500	22.8	74.8		
<b>20 AWG Solid .032" Bare Copper • Duofoil® + 95% Tinned Copper Braid Shield (100% coverage) 1505A Versions</b>																					
<b>Gas-injected Foam HDPE Insulation • Individually color coded PVC Jackets* • Bundled • Center Spine Binder</b>																					
SDI/HDTV Digital Video 75°C 	<b>1505S3</b>	NEC:	3	500	152.4	55.0	25.0	20 AWG	.145	3.68	Duofoil	Single:	75	83%	16.3	53.5	1	.3	1.0		
		CMR:	1000	304.8	104.0	47.0	(solid)	+95% TC	.235	5.97		Overall:	See Belden Master Catalog pg. 19.78 for maximum digital transmission distance values. Refer to 1505A.	10	.9	3.0	3.6	.6	2.0		
		CEC:					.032"	Braid										71.5	2.1	6.9	
		CMG FT4					BC	3.8Ω/M'	.502	12.8								135	2.7	8.9	
							10.1Ω/M'	12.5Ω/km										270	3.8	12.5	
							32.8W/km											100% Sweep tested. 5MHz to 4.5 GHz.			
																		U.S. Patent 7,049,523.			
																		360	4.4	14.4	
																		540	5.5	18.0	
																		720	6.4	21.0	
																	750	6.5	21.3		
																	1000	7.6	24.9		
																	1500	9.3	30.5		
																	2250	11.6	38.1		
																	3000	13.4	44.0		
																	4500	16.4	58.8		
<b>18 AWG Solid .040" Bare Copper • Duofoil® + 95% Tinned Copper Braid Shield (100% coverage) 1694A Versions</b>																					
<b>Gas-injected Foam HDPE Insulation • Individually color coded PVC Jackets* • Bundled • Center Spine Binder</b>																					
SDI/HDTV Digital Video 75°C 	<b>1694S3</b> <small>new</small>	NEC:	3	500	152.4	75.0	34.0	18 AWG	.180	4.57	Duofoil	Single:	75	82%	16.2	53.5	1	0.24	0.8		
		CMR:	1000	304.8	145.0	66.0	(solid)	+95% TC	.274	7.0		Overall:	See Belden Master Catalog pg. 19.78 for maximum digital transmission distance values. Refer to 1694A.	10	.72	2.4	3.6	0.45	1.5		
		CEC:					.040"	Braid										71.5	1.60	5.3	
		CMG FT4					BC	3.8Ω/M'	.590	15.0								135	2.10	6.9	
							6.4Ω/M'	12.5Ω/km										270	2.97	9.7	
							21.0Ω/km											100% Sweep tested. 5MHz to 4.5 GHz.			
																		U.S. Patent 7,049,523.			
																		360	3.43	11.3	
																		540	4.25	13.9	
																		720	4.95	16.2	
																	750	5.00	16.4		
																	1000	5.89	19.3		
																	1500	7.33	24.1		
																	2250	9.14	30.0		
																	3000	10.67	35.0		
																	4500	13.29	43.6		

BC = Bare Copper • HDPE = High-density Polyethylene • TC = Tinned Copper  
\*Color coded in Red, Green, Blue, Yellow, Black and White